

LIQUID LEVEL CONTROLLER

Technical specifications:

Supply Voltage : 95 - 280V AC, 50Hz.

Power Consumption : 3VA.

Inputs:

High High Level - Magnetic float switch input (Close on Rising Level).

High Level - Magnetic float switch input (Close on Rising level).

Low Level - Magnetic float switch input (Close on Falling level).

Low Low Level - Magnetic float switch input (Close on Falling level).

PU/PD Mode Selection : Pump_UP/Pump-DOWN Mode is selectable by slide switch provided on rear end.

Outputs:


Pump Relay NO Contact : Potential free 1NO Rated 10Amps@ 250V AC.

Pump-UP-Mode : Closes when the liquid level falls below Low level and Opens when the liquid level reaches at or above high level.

Pump-DOWN-Mode : Closes when the liquid level reaches at or above HIGH level and Opens when the liquid level falls below LOW level.

Alarm Relay NO Contact: Potential free 1NO Rated 10Amps@ 250V AC.

Closing when the liquid level goes above High High level or liquid level falls below Low Low level and Opens when the Liquid level Normal conditioner by Alarm ACK button provided on front panel.



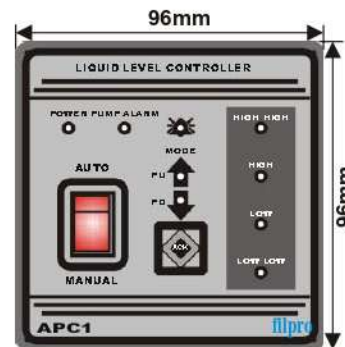
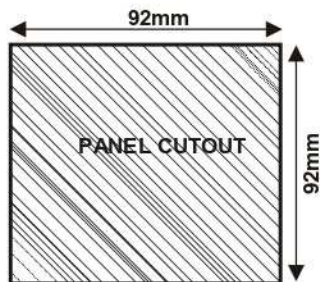
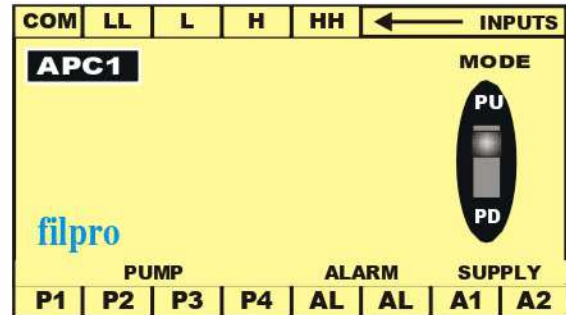
Connection Details:

A1 - A2 : Mains Supply Voltage.

COM	: Sensor common.	} Magnetic Float Switch Inputs
HH	: HIGH-HIGH Level Input.	
H	: HIGH Level Input	
L	: LOW Level Input.	
LL	: LOW-LOW Level Input.	

P3 - P4 : Pump Relay NO Contact.

AL - AL : Alarm Relay NO Contact.



Depth - 110mm